



incubators  
series 636 PLUS  
NAHITA

The NAHITA incubators Serie 636 plus are used in a lot of process in laboratories of cosmetics, microbiology, food analysis, biotechnology, botany and biochemistry, also is used in some applications in serum and plasma test, conservation or incubation of samples and the maintenance of cell cultures and microorganisms.

Made of painted steel and kiln-dried, have a stainless steel interior for an easy clean and a door with double glazed window that lets you control the evolution of the samples at any times.

They have digital regulation of temperature and time so that allow a precise control of these processes.


## features and design of the equipment

Modern and functional design destined to extract the maximum output to your equipment:

- Exterior metal furniture cover with epoxy and interior of stainless steel, highly resistant to acids and corrosives, very easy to clean.
- Door with double glazed window for external control, no temperature variations.
- Supplied with trays (2 units, height adjustable), which provides great flexibility of use allowing to introduce bottles and containers of different sizes.



# incubators series 636 PLUS: equipment parts




incubatorsNAHITA

## incubators series 636 PLUS: back of the equipment



## incubators series 636 PLUS: front panel

- [01] Temperature display
- [02] Display user-selected temperature
- [03] Alarm light LED
- [04] Light AutoFit LED
- [05] Operating light LED
- [06] Set –up button LED
- [07] Cursor button
- [08][09] Time and Temperature button
- [10] Switch ON / OFF



## technical specifications

### Specifications

- Air circulation system by natural convection
- Control panel with keyboard and digital display.
- Adjustable legs for easy installation.
- Protection system overheat with visual and audible alarm.

## incubators series 636 PLUS: capacity and models

[01] Code JBB005  
Capacity: 18 L



[02] Code JBB001  
Capacity: 30 L




[03] Code JBB002  
Capacity: 45 L



[04] Code JBB003  
Capacity: 65 L



[05] Code JBB004  
Capacity: 125 L



## table technical specifications

Code	JBB005	JBB001	JBB002	JBB003	JBB004
Capacity	18 L	30 L	45 L	65 L	125 L
Range T	RT+5-80 °C				
Resolution	1 °C (configurable at 1 °C*)				
Temperature fluctuation	± 0.5 °C				
Homogeneity	2%				
Consume	600 W	300 W	300 W	400 W	400 W
Dimensions (cm)					
Exterior	44x38x55 cm	46x51x69 cm	50x55x73 cm	55x55x84 cm	64x68x91 cm
Interior	26x26x26 cm	31x31x31 cm	35x35x35 cm	40x36x45 cm	50x45x55 cm
Weight	20 kg	39 Kg	42 Kg	53 Kg	58 Kg
Fuses	5 A	10 A	10 A	15 A	20 A
Power supply	220 V, 50 Hz ± 10%				

\* consult

